


Hyatt Regency Crystal City Hotel at Reagan National Airport



PATRICIA AND JOHN EHRENREICH, INSTRUCTORS

USING HOT WIRE FOAM FACTORY TOOLS TO CREATE A PUTZ DISPLAY **WORKSHOP**

Workshop by
Patricia and John
Ehrenreich

\$99 per person

LIMIT 25/CLASS

Tuesday, August 15

Option 1: 4pm – 5pm

Option 2: 5pm – 6pm

In this fun workshop, you will learn easy and basic techniques of styrofoam sculpting using Hot Wire products. A 12-inch by 12-inch display can be tailored to your favorite collectible, whether it be putz houses, figurines, nativities, glass ornaments, etc. You will create one of the following three choices of displays.

PUTZ HOUSE DISPLAY

The base for your putz display is carved with a Hot Wire Sculptor tool using a square with rounded corners.

ORNAMENT DISPLAY

This base used in the picture to display glass ornaments can really be used to show off any precious items in your collection. A Hot Knife is used to create the levels, and then wrapped with ribbon to add color. The shapes are a triangular base with rounded corners, an oblong with rounded corners and a circle.

FIGURINE DISPLAY

The Snow Babies display pictured is a 360-degree circular/tiered centerpiece that can be used as a carved free-standing base or on a revolving stand, not included. The stones are engraved into the circle using a Hot Wire Engraver. Easy painting instructions will be given to complete this display at home.

Included in the workshop price is a Craft 3-in-1 Kit (pictured) and written instructions for easy Tool Tips and Techniques as well as easy painting instructions at home.

For more information, please contact Patricia and John at JEhrenreich@msn.com.



ABOUT THE CRAFTERS DELUXE 3-IN-1 KIT

For all your foam craft and hobby needs

This Crafters Kit includes the best hot wire foam cutters for new crafters that want to start sculpting styrofoam, or for hobbyists who want to make detailed, intricate cuts or foam carvings. Our craft kits are the perfect additions to any tool kit, giving each foam artist unmatched versatility.

If you can imagine it, you can make it. It's fast, fun and easy with Hot Wire Foam Factory tools.

INCLUDES:

- * Sculpting Tool, 6 spare cutting wires and Wire Tensioner
- * 3-Inch Hot Knife
- * Precision Engraver
- * Single-Temperature Crafters Power Supply (220 volt input available)
- * Sturdy Carrying Case
- * 85-minute Hot Wire Foam Factory Instructional DVD
- * Sample Patterns
- * Printed Instructions



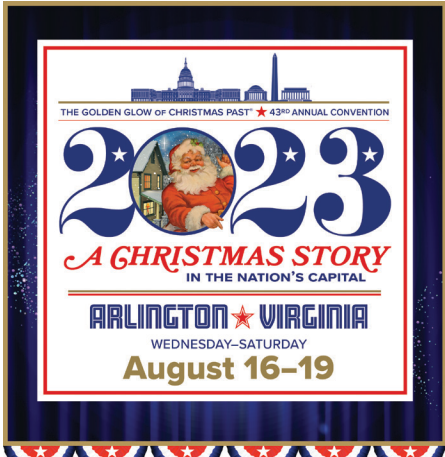
Send questions via email to 2023Arlington@GoldenGlow.org.

THE DISPLAYS PICTURED ARE THE WORK OF INSTRUCTORS PATRICIA AND JOHN EHRENREICH.


For all other convention-related details, please see the 2023 Arlington Convention page at:

GoldenGlow.org ▶ Convention ▶ Next Convention





Hyatt Regency Crystal City Hotel at Reagan National Airport



PATRICIA AND JOHN EHRENREICH, INSTRUCTORS

USING HOT WIRE FOAM FACTORY TOOLS TO CREATE A PUTZ DISPLAY WORKSHOP



Send questions via email to 2023Arlington@GoldenGlow.org.

THE DISPLAYS PICTURED ARE THE WORK OF INSTRUCTORS PATRICIA AND JOHN EHRENREICH.

For all other convention-related details, please see the 2023 Arlington Convention page at:

GoldenGlow.org ▶ [Convention](#) ▶ [Next Convention](#)

